

# Salvation

## Unit 8: Two ways to live for kids

- |   |                                   |                               |
|---|-----------------------------------|-------------------------------|
| 1 | God made the world and he is King | Genesis 1:1, Rev 4:11         |
| 2 | Saying 'no' to God                | Romans 3:10-12, 23; Genesis 3 |
| 3 | Punishment                        | Hebrews 9:27                  |
| 4 | God punished Jesus instead of me  | John 3:16, 1 Peter 3:18       |
| 5 | Resurrection                      | Acts 1:3, 9-11, 2:32-33, 36   |
| 6 | Living Jesus' way                 | John 3:36                     |
| 7 | Revision: Quiz                    |                               |
| 8 | Two men go two different ways     | Matt 19:16-22, Luke 19:1-10   |

### COPYRIGHT

All material copyright Stephanie & Ian Carmichael, Marianne Campbell, & Kathy Manchester 2003.

(Our thanks to the teachers at St Matthias for some of the ideas.)

Copies of these lessons may be made for non-commercial, ministry purposes. However, please do not change the lessons.

Quotes from Scripture are from the Good News Bible. Today's English Version:

2<sup>nd</sup> Edition © 1992. Old testament © American Bible Society, 1976, 1992.

New Testament © American Bible Society, 1966, 1971, 1976, 1992.

## A note about these lessons

These lessons are part of the *Introductions* Sunday School syllabus—a six year syllabus for ages 2.5 to 8 years. The *Introductions* syllabus is divided into the following sections:

For pre-schoolers...

<p><b>Transition Creche</b> ...a one year syllabus for 2.5-3 year olds Rationale: To provide simple lessons for older children in a creche (who are often bored and as a result disruptive) introducing simple concepts about God and his relationship to the child. These concepts are repeated and developed in the <i>Introducing God</i> syllabus.</p>	<p><b>Introducing God</b> ...a one year syllabus for 3-4 year olds Rationale: To provide simple lessons for pre-schoolers about the relational aspects of God, which begin with the child's 'concrete' world (eg. God made me, my family, my friends) and moves from these specifics to generalities (eg. God made everyone). Children are also introduced to the Bible as God's book and Jesus as His Son.</p>	<p><b>Introducing the Bible</b> ...a one year syllabus for 4-5 year olds Rationale: To provide simple lessons for pre-schoolers giving them an introduction to the story of the Bible. It is an overview which gives children a basic understanding of some of the key characters and key events of the Bible. The lessons from the OT are chronological and give the children an introduction to themes and characters covered in more depth in future years.</p>
--	---	--

For those at school...

<p><b>Promises</b> ...a one year syllabus on God's promises Rationale: One of the main themes in the Bible is that of 'promise' and 'fulfilment'. This section of the syllabus teaches about Jesus in terms of being the special Son that God promised. Lessons look at Abraham through to the Promised Land in the light of God's promises.</p>	<p><b>Kingship</b> ...a one year syllabus on Kingship Rationale: Another key theme in the Bible is Kingship. We begin in the OT with Saul and then see King David and King Solomon. After looking at how the Kings of the OT did not obey God, the children learn about Jesus as the promised King, the obedient King, and the King of Kings.</p>	<p><b>Salvation</b> ...a one year syllabus on Salvation Rationale: Salvation is another key theme in the Bible which ultimately leads to our own relationship with God. Children learn about key characters in the Bible who illustrate the idea of salvation (Elijah, Jonah and Paul). Salvation is also learnt during Christmas and Easter lessons. The syllabus culminates in a simple explanation of the Gospel ('2 ways to live') for children.</p>
--	---	--

The lessons that are set out on the following pages are part of the fourth module (Term 4) of the *Salvation* syllabus.

For more information about the full *Introductions* syllabus, please visit:

[www.teachinglittleones.com](http://www.teachinglittleones.com)

Please note: these lessons are somewhat different to most of the other lessons in the syllabus. For one thing, most other lessons have two or three alternative craft activities.

# Who will be king?

## 2 ways to live for kids

### Outline of lessons:

1. God made the world and he is King
2. Saying 'no' to God
3. Punishment
4. God punished Jesus instead of me
5. Resurrection
6. Living Jesus' way
7. Revision Quiz
8. Two men go two different ways

Please note: These lessons are based on the content of the booklet "Who will be king? Two ways to live for kids", published by Matthias Media, and with their permission. We recommend that you give a copy of the booklet to each child in your class at the end of the series of lessons. Matthias Media has **not** given permission for you to make your own copies—either by hand or by photocopying—for each child. They are, however, happy for you to assemble a single 'hand made' *class copy* as described in these lessons.

# Unit 8: Lesson 1: God made the world and he is King

## **Bible reference...**

Genesis 1:1

Revelation 4:11

## **Lesson aim...**

To help children learn that God is in charge of the world (and us) because he made it and everything in it. Therefore God is King.

## **Main theme...**

God is King of the world (and us) because he made it and everything in it.

## **A note to teachers...**

If your children have made it all the way through the *Introductions* syllabus to this point, then Genesis 1-2 will be quite familiar to them. Accordingly, the story part of this lesson focuses on Revelation 4:11 and the first section of our children's *2 ways to live* gospel outline (*Who will be king?*). The craft activity is an extension of the story and key learning points are therefore also covered in that section of the lesson.

## **Preparation...**

You will need to print page 7 and collect craft materials needed for the activity. You will also need one copy of page 33 and one, or possibly two, copies of page 34. Make a sample 'world' to show the children (for the 'Activity'—see below).

Note: Each child should be given a copy of "Who will be king?" (available from Matthias Media) to take home after lesson 6—but don't tell the kids that yet. Tell them that you are going to make a special book for their class (ie. a single class copy). This will be a manila folder 'book' with your own illustrations added each week after you do them in class. Surprise the children in Lesson 7 by giving them their own 'nice' copy of "Who will be king?" to take home.

## **Introduction...**

Explain what will be happening over this series of lessons and how the lessons will fit together, as follows:

"Today we are going to start something a bit different and quite important, that we will spend the next seven weeks at [Sunday School] doing.

"The Bible is quite a big book, isn't it? So at Sunday School we don't try to read the whole book each week, do we? We read and learn from one small part of the Bible each week.

"But starting this week, we're going to try and understand what the whole Bible is saying to us. That means, we're going to try and see what the main things are that God is trying to tell us in his book.

"And we're going to make our own little book of what those main things are that God is telling us. And our book is going to be called 'Who will be king?'"

### Story...

Show the children a Good News Bible. Turn to Genesis chapters 1 and 2. Explain that these chapters at the very beginning of the Bible talk about God making the world. Now turn to the end of the Bible and find Revelation 4:11. Explain that a bit at the end of the Bible also talks about God making the world and read the verse. Show page 7.

*'Our Lord and God! You are worthy to receive glory, honour, and power.  
For you created all things, and by your will they were given existence and life.'*

Revelation chapter 4 verse 11

"Some of the words in that verse are a bit hard to understand. So we're going to talk about what they mean—but I want you to know that what we're learning today is in the Bible, I'm not just making it up.

"So what does this verse mean?

"If a person is 'worthy to receive' something, it means they *deserve* to get it. So they *should* get it. Well, God deserves to get 'glory, honour and power'. That means that we should 'treat him as the King'—if we honour a King, we do what the King says, we obey his laws. So this verse is saying that God deserves to have people do what he says.

"And the reason this verse says we need to treat him as King is because he 'created all things'—he made everything. But even more than that, he gives everything 'existence and life'—so he made us, but he also keeps us going. If it wasn't for God, we wouldn't be here!

"This is what the first chapter of our 'Who will be king?' book says. Let me tell you and show you the first part of what God is saying to us...

### **"Who will be king?" ~ chapter 1**

Onto page 34, draw the sketch for box 1 of "Who will be king?" (you will need to memorise the text below and a simplified version of the sketch like the one in box 1 on page 40) and say the text as you are drawing each relevant part of the picture. Drawing the pictures as you say the words will help the children to focus on it and helpfully reinforce the message.

"God made the whole world and everything in it [*draw world*]. So God is in charge of the world. He's the king.

"God is not a bossy, selfish king like some human kings. He's kind and loving and good. That's why the world he made is full of good things.


"God makes people too, [*draw people*] and gives us life. That means he's our king [*draw crown and write 'God' on it*]. We should read what God says in the Bible, and do what he says.

[*If time permits, repeat this story (and redraw the pictures).*] "Let's go over that again, because this is chapter one of our book, and it is very important."

[*Show them the page and say...*] "This is the first chapter in our new book, and we'll put it in our folder later on. Next week, we'll do chapter two."

**Activity...**

The 'teaching' part of the lesson continues in the craft. Show the children a 'world' that you have made and explain that they will all be making their own worlds. It's their individual choice how they make the things in their world (person, animal, tree etc.).



You will need a shoe box or a tissue box (with the top cut off) for each child. Offer the children a variety of craft materials like pipe cleaners, cardboard bits and pieces, scraps of coloured paper, wool etc. The children make things to go into their box including a person, an animal and a tree.

When the children have completed making their 'worlds', reinforce the message of the lesson by asking them each some questions like:

Q: 'Who made this world?' A: 'John'

Q: 'Who's in charge of John's world?' A: 'John is.'

Q: 'Why is that?' A: 'Because John made it'

Now continue the craft lesson...

You will need some gold/yellow cardboard for the children to make a crown to put on top of their world—to represent that the creator of the world is the ruler of the world.

Now relate the discussion to the world in which we live:

Q: 'Who made the world we live in?' A: 'God'

Q: 'Who's in charge of God's world?' A: 'God'

Q: 'Why?' A: 'Because God made it'.

Now each child pastes the caption below to his box to remind them of the lesson.

God is the loving king of everything  
because he made everything.

God is the loving king of everything  
because he made everything.

**Pray...**

Thanking God for the world he has made, for giving us life and for loving us.

**Folder...**

Put a copy of the title page (page 33) and chapter 1 (page 34) in the folder.

“Our Lord and God! You are worthy to receive glory, honour, and power. For you created all things, and by your will they were given existence and life.”

Revelation chapter 4 verse 11

## Unit 8: Lesson 2: Saying 'no' to God

### Bible reference...

Romans 3:10-12, 23, Genesis 3

### Lesson aim...

To help the children realise that they say 'no' to God and to link being naughty with rejecting God as King.

### Main theme...

To say 'no' to God and disobey him, is to not treat him as King.

### Preparation...

For a small class print page 10. For a larger class, you need a large sheet of paper or cardboard, or alternatively, a white board, divided into 3 sections with the following headings at the top of each:

1. Bad or naughty things we do:
2. Why are these sinful?
3. What God wants:

Also print page 11 for each child, and page 12 onto gold or yellow paper. You will also need one copy (or maybe two) of page 35.

### Introduction...

[*Show the children the class book in the manila folder.*] "Last week we talked about how God made the whole world and everything in it—including us. We said that God is in charge of the world, he is King of the world, and we should do what he says. And you might also remember that when God first made the world it was a really good place.

"But now, quite often the world isn't a good place. Bad things happen a lot. I don't know if you ever watch the news on the television, but if you do you'll see and hear a lot of the unhappy things that happen in the world.

"Today we're going to talk about why the world isn't such a good place any more. And this is going to be chapter two of the new book we're making.

[*Discuss the meaning of the word 'sinful' — not treating God as King by doing bad, naughty, wrong things; doing what you shouldn't, not doing what you should.*]

### Story...

Think of bad or naughty things that we do. The children offer ideas for the teacher to write in column one (see Preparation)—try to encourage them to be a bit personal and think of things that they have done (ie. avoid talking of extreme situations like murder; rather lying, being greedy, disobeying, etc. that the children can relate to personally).

Then in column two, the children think of the reasons why each of the things listed is sinful (why they are naughty / bad / wrong). Who do they hurt or who gets upset about it?

Then in column three, the children think of the behaviour that God wants, as opposed to the sinful behaviour listed in column one.

The following conclusions need to be drawn out...



- If God wants us to behave in the ways listed in column three and we behave in the ways listed in column one, then we are not doing what God wants when we do those things.
- We have all done things that God doesn't want us to do (we've disobeyed God), and many of these things hurt other people or make them upset.
- Not doing what God wants us to do is saying 'no' to God—it's disobeying God and not treating him as our King.
- We do what *we* want to do, instead of what *God* wants us to do. We want to be king of our lives (acting like we are God).
- It's very sad because that means that bad things often happen—to people and to the world. Because when we all do what we want to do—when we're selfish—lots of people and things get hurt. And that's why the world isn't the good place anymore that it was when God first made it.

### **"Who will be king?" ~ chapter 2**

As a reinforcement of what you have just said, now draw the sketch for box 2 (you will need to memorise the simplified sketch on page 40 box 2, and the text from page 35 or below) and say the text as you are drawing each relevant part of the picture.

[Refer to last week's lesson] "Last week we learnt that God is the loving king of everything because he made everything."

[draw world and big crown with 'God'] "Even though God is the true king, we don't want him to be *our* king.

"We all say 'No' to him [~~cross out big crown~~] by not obeying him as king. We do what we want to do [*draw person*], instead of what God wants us to do. We pretend that we are the king instead of God [*draw little crown over person*].

"That causes lots of problems.

"By trying to do things our own way, we hurt each other and make a big mess of God's good world.

[Repeat if you have time or think it is necessary.]

"The question is: what do you think God will do about this? We'll find out the answer to that question in chapter three of our book, which we'll do next week."

### **Pray...**

Saying sorry for the times when we don't do what God wants and we don't treat him as our King.

### **Activity...**

Print page 11 for each child. Print page 12 on gold or yellow paper and cut crowns out for the children to paste on. The text should be read (and the meaning explained if necessary) as children are pasting the crowns on as follows:

Box 1 large crown above man

Box 2 small crown above man

Box 3 small crown above man; large crown to the left of the world

Box 4 large crown above man

### **Folder...**

Put a copy of chapter 2 in the manila folder.

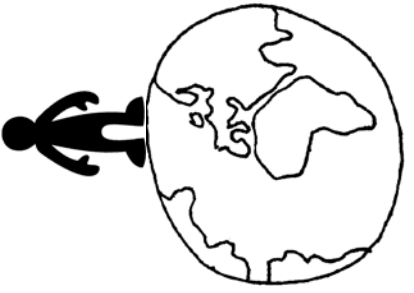
1. Bad or naughty things we do:

2. Why are these sinful?

3. What God wants:

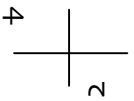


Man wants to rule.



How people live


Why?



3

God wants...


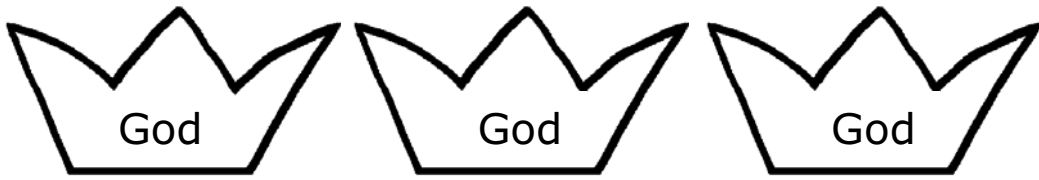
1



The world as God created it.



his people to live with him as their King.



## Unit 8: Lesson 3: Punishment

### Bible reference...

Hebrews 9:27

### Lesson aim...

To teach the children some basic truths about judgement and punishment.

### Main theme...

When we say 'no' to God we deserve to be punished.

### Preparation

Print page 36. See preparation for activity on page 14.

### Introduction...

Begin by reviewing what was covered last week:

"Can anyone remember what we learnt about last week? We learnt about some of the things God doesn't want us to do (eg. lie, steal, hit each other). And we also learnt, that because people say 'No' to God, and they don't treat God as the King, the world can be an unhappy place sometimes.

"When God first made the world, it wasn't an unhappy place, was it? No, it was a 'good' place. But now it can be an unhappy place. And God doesn't want it to stay an unhappy place. God wants to fix it up. It makes him angry when people don't treat him as King, and do bad things.

"So this week we are going to learn what God is going to do to fix up the world."

### Story...

"I'm going to tell you about someone called Jack. One day Jack took his brother's new super bouncy rubber ball without telling him. And then he played with the ball in a place where he wasn't supposed to—inside the house. He knew his Mum and Dad had said not to play with it inside. But he did it anyway, and unfortunately, he broke a window with the ball.

"What will happen when Jack's Mum or Dad see what has happened? Will they say 'it doesn't matter' and give Jack some icecream? Or will they send him to his room, and make him pay for the window to be fixed using his pocket money?"

"I think they'd do that, don't you? If they gave him icecream, that would be like he hadn't really done anything wrong; but he *had* done something wrong. So giving him icecream wouldn't be fair or the right thing to do.

"But I think it would be fair for him to be sent to his room, and to lose his pocket money, don't you? Because he did disobey his parents, and do the wrong thing. And it will cost money to fix the window, and since it was his fault, he should have to pay for it."

*[Then ask the children if they have done wrong things. Prompt them to remember some of the things they mentioned last week (or show them the list).]*

“Yes, we all disobey God, just like Jack disobeyed his parents. So we deserve punishment from God too. It wouldn’t be fair if God just said ‘it doesn’t matter’, when we do something unkind to someone. And it wouldn’t be right if he said ‘it doesn’t matter’ when we treat him as if he isn’t the King. He *is* the King, and it is very wrong of us to pretend that he’s *not* the king by disobeying him.

“So God is going to make the world a happy place again—he’ll make it into a wonderful new kingdom. God will punish everyone who makes the world an unhappy place and all the people who tell him he’s not the King by disobeying him. He’ll punish them by keeping them out of his kingdom.

“The trouble is, all of us are people who make the world unhappy sometimes, like when we do unkind things or when we don’t do kind things that we should do. And we’re the ones who tell God that he’s not the King by disobeying him. So we are the ones God will punish, and keep out of his kingdom.

“That’s what the next chapter of our book says. Let’s read it now.

### “Who will be king?” ~ chapter 3

Now draw the sketch for box 3 (you will need to memorise the simplified sketch on page 40 box 3, and the text from page 36 or below) and say the text as you are drawing each relevant part of the picture.

[*draw big crown with ‘God’*] “It makes God angry that we don’t obey him as king. It also makes him angry that we are selfish, and hurt each other, and make a mess of his world [*draw world*].

“God won’t let us keep saying ‘No’ to him and pretending to be our own king instead. [*draw person with small crown*]

“One day, God will show everyone that he is the only true king. He will set up a wonderful kingdom that never ends. And on that day, everyone who has been saying ‘No’ to him will be shut out of his kingdom forever [*cross out person*].

“We all deserve God’s punishment. But there’s good news...

“We’ll find out what the good news is in next week’s lesson! But that’s a long time to have to wait to find out the answer. So I’ll just tell you now, that the great news is that God sends his Son, Jesus, to take the punishment that we deserve instead of us, so that we *can* be in his wonderful kingdom forever. But we’ll learn more about that next time.”

### Pray...

Saying sorry for the wrong things that we do that deserve God’s punishment.

### Activity...

Print page 16 for each child and back it onto cardboard to make it stronger. For the lesson you will need some paddle pop sticks (which can be purchased at craft shops) or cut thin strips of cardboard (approximately 11cm x 1cm).

In the lesson, the children draw and colour a person in the left box, and paste some

paddle pop sticks as jail bars over the person. In the right box, the children draw or paste some of the good things that God gives us. This could be anything (friends, trees, flowers, a present...etc).

The point being made by this activity is this: God's punishment is that he will take away all the good things he has given, and we will be kept out of God's wonderful kingdom.

**Folder...**

Put a copy of chapter 3 (page 36) in the manila folder.

Punishment—  
not let into God's kingdom

God's wonderful  
kingdom— with God

When we say 'no' to God we deserve to be punished;  
the punishment is being kept out of God's wonderful kingdom.



## Unit 8: Lesson 4: God punished Jesus instead of me

### **Bible reference...**

John 3:16

1 Peter 3:18

### **Lesson aim...**

To teach that Jesus took the punishment that everyone, including the children, deserves for their sin against God.

### **Main theme...**

God punished Jesus instead of me.

### **Preparation...**

You might like to have some real visual aids in the form of a ball and some money. Print page 37. See page 18 for preparation needed for the activity.

### **Introduction...**

“Last week we ended with a big problem. We worked out that God won’t let people who keep on saying ‘No’ to him into his wonderful new kingdom. But we also worked out that this is everyone! So it looks like none of us can be in heaven with God—all of us will be kept out. We’ll all be punished!

“But the really good news is that God has done something to make it so that, even though we don’t treat him as the King and we disobey him, and we deserve to be punished, we can be forgiven and allowed into his kingdom.

“Does anyone know what God has done?”

*[One of the children will probably mention Jesus. If not, you mention him!]*

“Yes, God sent Jesus to help us with our big problem.

“Last week we talked about a boy called Jack, who played with a ball *[show the ball]* inside and broke a window. And he had to pay for the window to be fixed with his pocket money *[show money]*.”

“What Jesus does for us, is a bit like someone paying for the new window, instead of Jack having to pay for it. Jesus pays the cost of what we have done wrong. He takes the punishment that we should get for the wrong things we do and for the way we don’t treat God as King.”

“That’s the really good news that goes into chapter four of our book. Let’s hear about it...”

### **“Who will be king?” ~ chapter 4**

Now draw the sketch for box 4 (you will need to memorise the simplified sketch on page 40 box 4, and the text from page 37 or below) and say the text as you are drawing each relevant part of the picture.

“Because he is so loving, God has done something to rescue us from the punishment we deserve.

“Many years ago, God sent his own Son, Jesus, into the world [*draw world and Jesus figure without arms*]. Jesus didn’t say ‘No’ to God. [*draw big crown with ‘God’ above world*]. He always did what God wanted him to. And so he didn’t deserve to be punished like the rest of us.

“But Jesus **was** punished. He was killed on a cross [*draw arms outstretched*]. God loved us so much that he punished his own Son Jesus **instead of us**.

“This means that we can be forgiven for saying ‘No’ to God. We can be welcomed into God’s wonderful kingdom as his friends.

“That’s great news, isn’t it?!”

“But there’s even more good news! We’ll hear about it in next week’s lesson!”

#### **Pray...**

Saying sorry for not always obeying God. Thanking God for sending Jesus to take the punishment that should have been for us.

#### **Activity...**

Before the lesson, print page 19 for each child and page 20 (one for every two children). Cut page 20 in half along the line.

In the lesson, the children colour in the big letters, and draw a picture of themselves in the box on page 19.

Tape the half page (‘Jesus’ in the cross) on the line in the middle of page 19, so that it acts as a lift up flap covering the lower half of page 19.


#### **Folder...**



Put a copy of chapter 4 (page 37) in the manila folder.

God  
punished

---

instead  
of  
me





## Unit 8: Lesson 5: Resurrection

### Bible reference...

Acts 1:3, 9-11, 2:32-33, 36

### Lesson aim...

To teach the children that Jesus didn't stay dead. God brought him back to life again and he is King of the world, and one day he will return.

### Main theme...

God brought Jesus back to life and made him King of the whole world.

### Preparation...

You will need a Good News Bible. Print page 38. See page 22 for preparation for activity.

### Introduction...

"Last week we heard about Jesus dying. He didn't deserve to die... he did nothing wrong. But the good news is that he took the punishment we deserve... he took the punishment instead of us, so that we can be friends with God.

"When people die, one sad thing is that we don't see them again on this earth... they stay dead. But that's not what happened with Jesus..."

### Story...

"The other good news about Jesus' death is that he didn't stay dead... He died and took the punishment for us, but God brought Jesus back to life again. Let's read what the Bible says about this:

Read Acts 1:3 from the Good News Bible: *"For forty days after his death he [Jesus] appeared to them [the apostles, Jesus' friends] many times in ways that proved beyond doubt that he was alive. They saw him, and he talked with them about the Kingdom of God."*

"So people saw and touched and listened and talked to Jesus. And he ate with them. He really was alive, and he is still alive today.

"But where is Jesus now, if he is still alive today? Let's read the Bible to find out..."

Read Acts 1:9-11 from the Good News Bible: *"After saying this, he [Jesus] was taken up to heaven as they watched him, and a cloud hid him from their sight. They still had their eyes fixed on the sky as he went away, when two men dressed in white suddenly stood beside them and said, 'People of Galilee, why are you standing there looking up at the sky? This Jesus, who was taken from you into heaven, will come back in the same way that you saw him go to heaven.'"*

"So, a little while after he came back to life, Jesus left our world and went back to be with his Father, God, in Heaven. And God made Jesus king of the whole world. So Jesus is a living king and is in charge of the whole world. He is the King of kings. One day everyone will call him king and he will come back to take his friends to his wonderful kingdom, which we call Heaven, and to punish people who aren't his friends.

"Let's read the next chapter in our book."

### **“Who will be king?” ~ chapter 5**

As a reinforcement of what you have just said, now draw the simplified sketch (page 40 box 5) and say the text as you are drawing each relevant part of the picture.

[*Draw world with word ‘God’ above it*] “When people die, we don’t see them any more. They stay dead.

“But even though Jesus died, God brought him back to life again, and lots of people saw him and even touched him.

“Then Jesus left our world and went back to be with God, his Father [*write ‘Jesus’ over the word ‘God’*]. And God made Jesus the king of the whole world [*draw crown around the words ‘Jesus and ‘God’*].

“One day, King Jesus will come back to our world. He will punish everyone who is still saying ‘No’ to God, but welcome his forgiven friends into his good kingdom forever.

“So how do we become friends with Jesus? We’ll hear about that in next week’s lesson!”

#### **Pray...**

Thanking and praising God for his Son, the living king of the whole world.

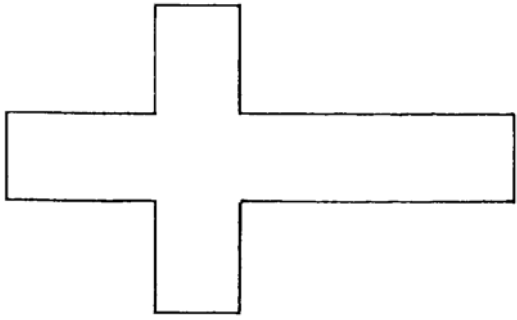
#### **Activity...**

Before the lesson, print pages 25 (one for each child) and page 24 (one for three children). Cut out the symbols, letters and boxes on page 24 and place the appropriate number of each in an envelope for each child. In the lesson, the children colour the three symbols and the ‘J’ (from page 24) and paste them on page 25 (see diagram sample on page 23 for correct placement). Then the children paste the words in the correct places (for children who can’t read, the class will need to paste the same box at the same time so that the words are in the correct places).

Encourage the children to think about what they are doing (eg. why is the crown in the last box?).

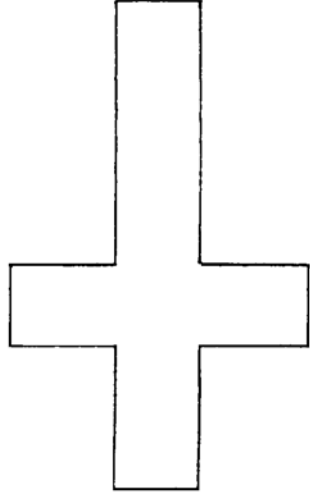
#### **Folder...**

Put a copy of chapter 5 in the manila folder.



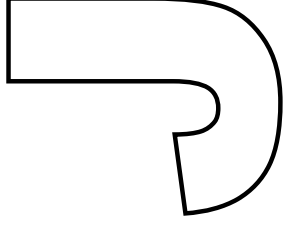
Jesus

died...




and was

buried.



God brought  
Jesus back to

life.



God made  
Jesus

King


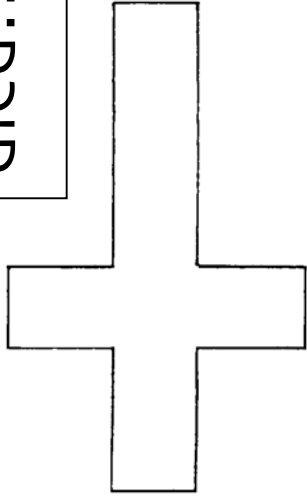
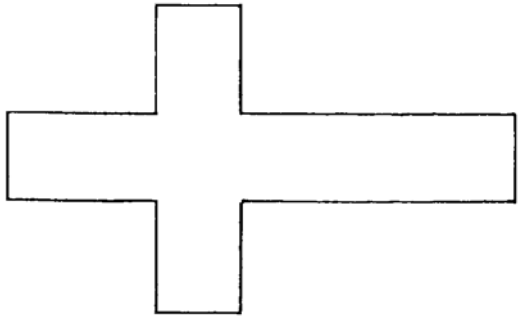
of the whole  
world.

King

life.

buried.

died...


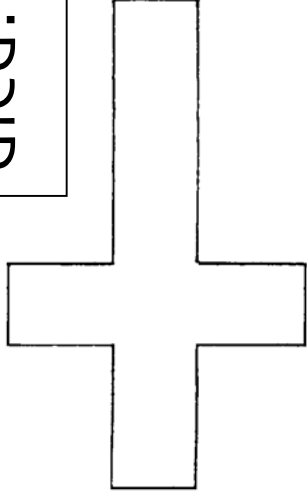
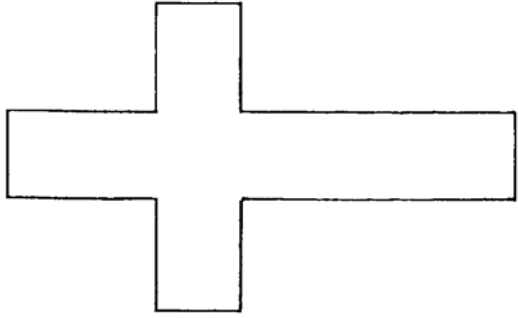


King

life.

buried.

died...

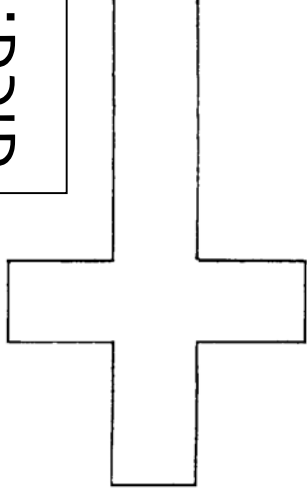
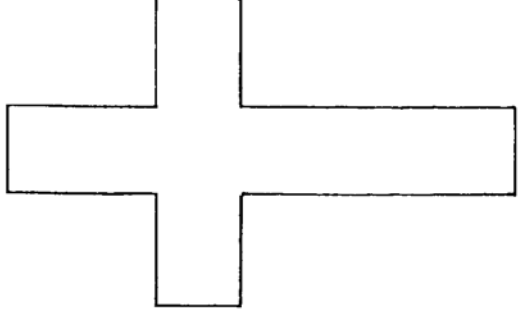


King

life.

buried.

died...





Jesus

and was

God brought  
Jesus back to

God made  
Jesus

of the whole  
world.

## Unit 8: Lesson 6: Living Jesus' way

### Bible reference...

John 3:36

### Lesson aim...

To help the children understand the two ways of living: Jesus' way, with him as my King, or my way, with me as my king.

### Main theme...

I can choose to live with Jesus as my King, or I can go on pretending I am king.

### Preparation

Print page 39. See page 27 for preparation for activity.

### Introduction...

"Last week we learnt that Jesus came back to life after taking the punishment that should have been for us, so that we can be forgiven and become God's friends. Jesus then went to be with his Father, God, in heaven, and God made Jesus the king of the whole world. So Jesus is in charge, and one day Jesus will come back to take his friends to be with him in Heaven, and to punish those who aren't his friends.

"Today we're going to ask this question: 'Which way should I live?' It's a very important question; it's the most important question we can ever ask, so I want you to listen very carefully today."

### Story...

"Really, there are only two ways that we can live. One way is that we can say 'Jesus is my King and he is in charge', or the other way is that we can say 'No' to Jesus and say 'I'm in charge'.

"Let's read about it in the last chapter of our book..."

### "Who will be king?" ~ chapter 6

Now draw the simplified sketch (page 40 box 6) and say the text as you are drawing each relevant part of the picture.

"There are really only two ways to live:

"1. The first way [*draw person on the left*] is to keep saying 'No' to God and pretending to be your own king [*draw small crown*]. But if you do that, you won't win [*draw an 'x' under the person*], because God is God. God will shut you out of his kingdom forever.

"2. The second way [*draw person on the right*] is to stop saying 'No' to God [*draw large crown with 'Jesus' and 'God'*], and to ask God to forgive you. God will forgive you and welcome you as his friend [*draw a tick*]. Because Jesus died to take your punishment, God promises that he won't be angry with you any more.

"You can then start living with God's son, Jesus, as your king, and do what he wants you to do. You can look forward to being in God's good kingdom forever."

Please note: We don't want to pressure children into making an adult response to the gospel. We need to respect the fact that we are talking to children and they are not necessarily capable of making an intellectual decision like an adult. So the following questions and discussion need to take place in a non-threatening way. Yes, give the children an opportunity to ask questions. Yes, answer their questions as best you can. And yes, make an effort to talk to the children individually (in a non-threatening way) about what they have heard. But no, don't force children to 'make a decision' on the spot. For a child 'choosing' to live with Jesus as their king involves daily decisions—Will I lie or tell the truth? Will I be kind or bully like the others? Will I be helpful or will I tease and make fun of someone in need? Do I want to listen/read the Bible and learn? Will I pray? Will I say 'sorry God' for what I did today? Please try to help the children understand that this is what it means to live with Jesus as your king. Living with Jesus as your king affects your whole life, every day. It's not some one-off response that doesn't lead to changes in your life.

### **Conclusion...**

"Do you want to be friends with Jesus and treat him as your king? Who will be your king?"

At this stage it would be valuable to have a discussion with the children in your class that centres on their reaction to today's story—Have they taken it seriously? Do they have some real questions? Do they understand what it means to live day by day with Jesus as their king?

Conclude by talking about "how we show that we want to be Jesus' friend and how we can start living with Jesus as our king:

- "1. Say 'sorry' to God for not treating him as your king;
- "2. Say 'thank you' to God for sending Jesus to die so that you could be forgiven;
- "3. Ask God to please forgive you, and help you to live with Jesus as your king. You can trust Jesus.

"He'll make sure that God forgives you, just as he promised. And you can trust Jesus to be a great king. Living his way, and doing what he says in the Bible, is the best way to live. That's what you have to start doing now. You need to do what your king, Jesus, tells you to."

### **Folder...**

Put a copy of chapter 6 in the manila folder, and show the children your finished book. Read each page of the book as a reminder of the previous lessons. Also provide an opportunity for the children to ask questions. If you have extra time, you could have a second set of pages 34-39 to see if the children can complete (or tell you how to complete) the pictures for each page.

### **Pray...**

Thanking and praising God for his Son, the living king. Asking God to forgive us and help us to live with Jesus as our King.



### **Activity...**

Print page 28 and cut out a flap from page 29 for each child.

Before the lesson, fold the flap as indicated. In the lesson, the children draw a crown beside the word 'ME' and beside the word 'JESUS'. Then paste the flap on to page 28 where indicated. Flap can be swung back and forth over the two halves of the page, showing 'JESUS' and 'ME' in turn.

# Who is my king?

paste or  
tape  
flaps  
here



Say 'yes' to Jesus as my king.

God helps me live Jesus' way.

Forgiven, live with  
him in his kingdom.

Say 'no' to Jesus as my king.

Live my own way.

Punished by not living in his kingdom.

← glue under here  
← fold

JESUS

JESUS

JESUS

JESUS

JESUS

JESUS

JESUS

← fold

ME

ME

ME

ME

ME

ME

ME

← fold  
← glue under

## Unit 8: Lesson 7: Revision

### Bible reference...

John 3:36

### Lesson aim...

To revise this unit of lessons in order to consolidate the message of *Who will be king? (2 Ways to Live)*, reinforce what the children have learnt and check the children's understanding of the essential truths of each lesson. This lesson is in the form of a quiz to keep the children's attention and provide a fun way of revising important truths. There is no distinct 'activity' for this lesson.

### Main theme...

God made Jesus king of the whole world, so there are only two ways to live: living with Jesus as your king or living without him as your king.

### Preparation...

You will need a dice and a prize box ('lucky dip') full of prizes—up to 36 prizes, one for each question. Prizes could be stickers, or other cheap little trinkets. But the main prize for each child will be their own copy of the "Who will be king?" booklet, so you will need to purchase some copies (available through Matthias Media's online store: [www.matthiasmedia.com.au](http://www.matthiasmedia.com.au)). Give each child a paper bag before the quiz, to place their prizes in (so they aren't a distraction during the lesson), as well as to put their booklet in.

### Introduction...

"We're going to have a quiz today. I'm going to ask you questions about what we've been learning in the last few weeks. And you could win some prizes if you can give the right answer to the questions. But before we do the quiz, let's read through our book, and you listen carefully, because all the answers will be in what we read. So it's a good chance to be reminded of some of the things we have been learning."

[*Read right through your manila folder version of "Who will be king?"*]

### Quiz...

"Now, the way we play this game, is that there are six questions for each chapter of our book. If you get a question right, you get to take something out of our prize box."

[*Have a dice. Let each child roll the dice. The number they roll is the number of the question they have to answer. If they roll a number that has already been answered, the dice goes to the next child. If they answer incorrectly, gently tell them that is 'not quite the right answer', and ask if anybody else knows the answer. If no one knows the correct answer, a teacher can provide the correct answer. If more than one child knows the answer, have them roll the dice in turn until one of them gets the right number. Then they answer the question. When someone answers a question correctly, they get to choose a prize, but they must place it in their paper bag. After a child has their share of the number of prizes, if they win another prize they have to give that new prize to someone else. So nobody should end up without any prize, and it should be a roughly even distribution. If a child does not seem to be getting many opportunities to answer a question, just because of the luck of the dice, give them a go anyway. "Poor Justin doesn't seem to have had much of a go. I think Justin can pick one of the questions to answer this time."*]

"Let's start with chapter 1. [Choose someone to roll the dice first, and then take turns around the circle. eg. Justin rolls a 3. Ask him question 3.]

### Chapter 1

1. Who made the world? ..... God
2. Who is in charge of the world? ..... God
3. Who is in charge of us? ..... God
4. When God first made the world, what was it like? ..... full of good things, happy, good
5. What was the craft activity from lesson 1? ..... made our own 'world' in a box
6. Can you draw one thing that's in the picture from chap 1? ..... crown, people, world, 'God'

### Chapter 2

1. Do we always do what God wants us to do? ..... no
2. Who do we usually treat as king? ..... ourselves
3. What is one way that we show that we don't treat God as King?...eg. being unkind, lying, disobeying parents, etc.
4. What is one (other) way that we show that we don't treat God as King?...eg. being unkind, lying, etc disobeying parents, etc.
5. How many people live the way God wants them to? ..... none (except Jesus!)
6. Can you draw the picture from lesson 2? ..... prompt a little if necessary

### Chapter 3

1. What often happens if we don't do what our parents tell us?. we are punished
2. Is it fair or unfair that we are punished when we do the wrong thing?...fair
3. How does God feel if we don't do what He wants us to do? .. angry, sad
4. What happens if we say 'No' to God? ..... we are punished
5. How will God punish us? ..... not let us into his kingdom
6. How many people 'deserve' to go to Heaven? ..... none (except Jesus!)

#### Chapter 4

1. What was the name of the person that God sent into the world?...Jesus
2. Did Jesus say 'No' to God? ..... no
3. Did Jesus deserve to be punished?..... no
4. What bad thing happened to Jesus? ..... killed on a cross
5. Why did Jesus die on a cross? ..... punished instead of us; forgiveness
6. Why would God send his own Son to die for us?..... because he loves us

#### Chapter 5

1. When people die, do they normally come back to life again?...no
2. Is Jesus dead or alive today? ..... he is alive!
3. Who brought Jesus back to life? ..... God
4. Did anybody see Jesus after he came back to life? ..... yes, lot's of people
5. Where does Jesus live now? ..... in Heaven with God, his Father
6. When Jesus comes back to earth again, what will he do?..... take his friends to Heaven;  
punish those not his friends; be King

#### Chapter 6

1. How many ways to live are there?..... two
2. What are the two ways we can live?..... 1. live with Jesus as king  
2. live with yourself as king
3. What happens if we live our way?..... punished, hurts people, makes  
God angry, not let into his kingdom
4. What happens if we live God's way? ..... forgiven, God's friends, in his kingdom
5. How do we start living God's way? ..... say 'sorry'; thank God for 'Jesus';  
ask God to forgive us
6. Can you draw the pictures from chapter 6 (the 2 ways)?..... prompt if necessary

#### Conclusion

Congratulate the children for finishing the *Who will be king?* lessons and quiz, and give them the booklet as their main prize. Read it to the class again

Conclude by reinforcing how we "show that we want to be Jesus' friend:

"1. Say 'sorry' to God for not treating him as your King, and ask him to forgive you;  
"2. Say 'thank you God' for sending Jesus to take the punishment you deserved, so that you *can* be forgiven;

"3. Tell God you want to live with Jesus as your King and ask him for his help (help to keep on trusting and obeying God, praying to him, reading the Bible to get to know him better)." [If you have extra time, you could discuss this point further.]

#### Pray...

Thanking and praising God for his Son, the living King.



Who will  
be king?

two ways  
to live

# chapter 1

God made the whole world and everything in it. So God is in charge of the world. He's the king.

God is not a bossy, selfish king like some human kings. He's kind and loving and good. That's why the world he made is full of good things.

God makes people too, and gives us life. That means he's our king. We should read what God says in the Bible, and do what he says.

*The trouble is, we don't like doing  
what God tells us to do ...*

# chapter 2

Even though God is the true king, we don't want him to be our king.

We all say 'No' to him by not obeying him as king. We do what we want to do, instead of what God wants us to do. We pretend that we are the king instead of God.

That causes lots of problems.

By trying to do things our own way, we hurt each other and make a big mess of God's good world.

*What do you think God will do about this?*

# chapter 3

It makes God angry that we don't obey him as king. It also makes him angry that we are selfish, and hurt each other, and make a mess of his world.

God won't let us keep saying 'No' to him and pretending to be our own king instead.

One day, God will show everyone that he is the only true king. He will set up a wonderful kingdom that never ends. And on that day, everyone who has been saying 'No' to him will be shut out of his kingdom forever.

*We all deserve God's punishment.  
But there's good news...*

# chapter 4

Because he is so loving, God has done something to rescue us from the punishment we deserve.

Many years ago, God sent his own Son, Jesus, into the world. Jesus didn't say 'No' to God. He always did what God wanted him to. And so he didn't deserve to be punished like the rest of us.

But Jesus *was* punished. He was killed on a cross. God loved us so much that he punished his own Son Jesus *instead of us*.

This means that we can be forgiven for saying 'No' to God. We can be welcomed into God's wonderful kingdom as his friends.

*But there's even more good news.*

# chapter 5

When people die, we don't see them any more. They stay dead.

But even though Jesus died, God brought him back to life again, and lots of people saw him and even touched him.

Then Jesus left our world and went back to be with God, his Father. And God made Jesus the king of the whole world.

One day, King Jesus will come back to our world. He will punish everyone who is still saying 'No' to God, but welcome his forgiven friends into his good kingdom forever.

*What does all this mean for us?*

# chapter 6


There are really only two ways to live:

1. The first way is to keep saying 'No' to God and pretending to be your own king. But if you do that, you won't win, because God is God. God will shut you out of his kingdom forever.
2. The second way is to stop saying 'No' to God, and to ask God to forgive you. God will forgive you and welcome you as his friend. Because Jesus died to take your punishment, God promises that he won't be angry with you any more.  
You can then start living with God's son, Jesus, as your king, and do what he wants you to do. You can look forward to being in God's good kingdom forever.

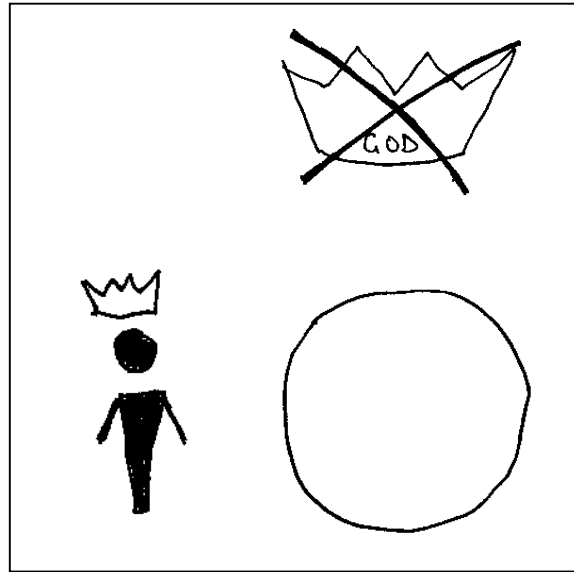
*So who will be your king?*

Simplified drawings:


1



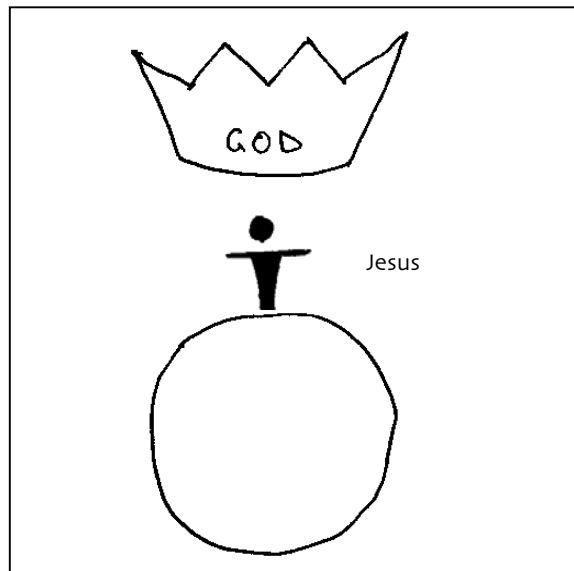
2




3



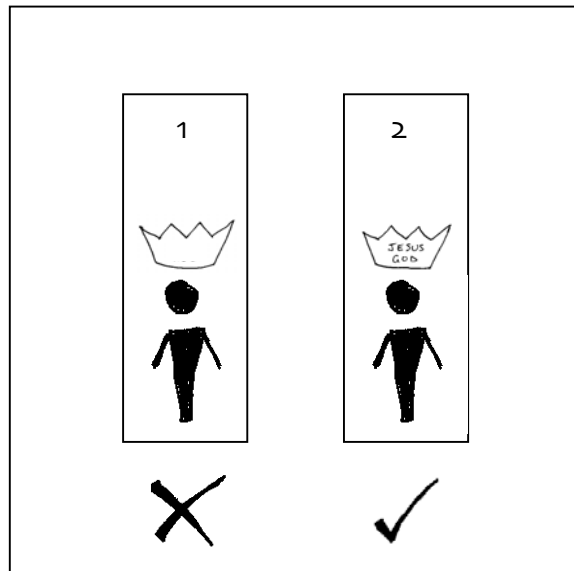
4



5



6





## Unit 8: Lesson 8: Two men go two different ways

### **Bible reference...**

Matthew 19:16-22

Luke 19:1-10

### **Lesson aim...**

To show the children two men from the Bible as an example of someone who said 'yes' and someone who said 'no' to Jesus.

### **Main message...**

Zacchaeus said 'yes' to Jesus and the rich young man said 'no' to Jesus. Zacchaeus was given the gift of eternal life, but the rich young man thought that his money was more important than being Jesus' friend.

### **Story preparation...**

Print page 45 and cut out the cards to use for the Conclusion. Print pages 43 and 44 and brightly colour them to use when telling the Story. You might want to attach them onto an easel, pinboard or wall so that you can point to them when telling the Story, and so that you can add a card above them in the Conclusion.

### **Introduction...**

"We've been talking about how many ways to live. How many are there? Three, Four? No! Two ways to live. That's right, there are just two ways to live: say 'yes' to Jesus and live with Jesus as your King, or say 'no' to Jesus and live your own way.

### **Story...**

[show page 43 and 44] "Today we're going to hear about two men: one said 'yes' to Jesus and one said 'no' to Jesus. Both these men are in the Bible. You have probably heard about these two men before, and if you have, then that's great because there isn't time to say the whole story about them now. If you haven't heard of them before then you can ask someone at home to read the story from the Bible to you. Both these men were rich—they had lots of money and lots of things.

[show page 44] "The first man was called Zacchaeus. People didn't like Zacchaeus. He had a job that made him rich but meant that people didn't like him.

"One day Jesus was walking through the place where Zacchaeus was. Zacchaeus wanted to see Jesus so he ran to a tree and climbed it. When Jesus came to the tree, he looked up and told Zacchaeus to come down because he wanted to go to his house. Zacchaeus came down at once.

"Even though people didn't want to be Zacchaeus' friend, Jesus did. And Zacchaeus was very glad to be Jesus' friend. Zacchaeus said 'yes' to Jesus and he changed. He wasn't mean anymore. He wanted to give half of all his things to poor people. Zacchaeus wanted to please Jesus and obey him. And the next thing that Jesus said was, 'Salvation has come to this house today'. This means that Jesus had forgiven him, and Zacchaeus would live with Jesus forever in heaven.

[show page 43] "The other man that we're hearing about is just called the 'rich young man' in the Bible. He wanted to find out from Jesus what he needed to do to get into

Heaven, to live with God forever. But when Jesus talked to him about what it meant to obey him, he went away sad. He didn't want to change and give money away, because he was so rich. He said 'no' to Jesus

### **Conclusion...**

"So the two men [*point to each man*] said different things to Jesus. Zacchaeus said 'yes'. He was sorry for his sin, he wanted to obey Jesus and he changed. The wonderful thing is that as Jesus' friend, he was forgiven and given the gift of living forever with Jesus. The rich young man wanted to live forever, but he didn't want Jesus to be king, he didn't want to obey Jesus—he loved his money more than he wanted to be Jesus' friend. He said 'no' to Jesus. So he wasn't forgiven, he would be punished by God.

"Two men. One said 'yes' to Jesus [*add card above Zacchaeus*] and one said 'no' to Jesus [*add card above the rich young man*]."

### **Pray...**

Giving thanks that Jesus wanted to be Zacchaeus' friend and that Zacchaeus said 'yes'. Praying that we might not be like the rich young man who thought that all his money was more important than being Jesus' friend.

### **Activity suggestions...**

#### *1. Flap page*

Print pages 45-46 for each child, and cut out the two pictures on page 45. In the lesson, give the children the pictures of the two men (from page 46) to colour in, and then help the children tape the pictures onto page 46 as indicated.

#### *2. Yoghurt pot puppets*

For the activity, each child will need two yoghurt pots, or polystyrene cups, a ball of playdough and two polystyrene trays or one shoe box lid. You will also need to bring in some wrapping paper or fabric scraps, wool, paper circles for faces and cellotape/masking tape which will stick to the yoghurt pots. Print and cut out the captions below. In the lesson, the children dress their yoghurt pots, one as Zacchaeus and one as the rich young man: wrapping paper or fabric scraps can be taped on as clothes, wool can be taped on as hair and a face can be drawn on a paper circle and taped on. Zacchaeus is placed on one polystyrene tray (or one end of the shoe box lid) and the rich young man is placed on the other tray (or other end). The appropriate caption needs to be taped onto each tray (or each end). Then the children make their 'possessions' from playdough. Place the rich young man's possessions close to him and place Zacchaeus' possessions further away.

#### *3. Picture page*

Print page 47 for each child to draw the appropriate pictures in the lesson.

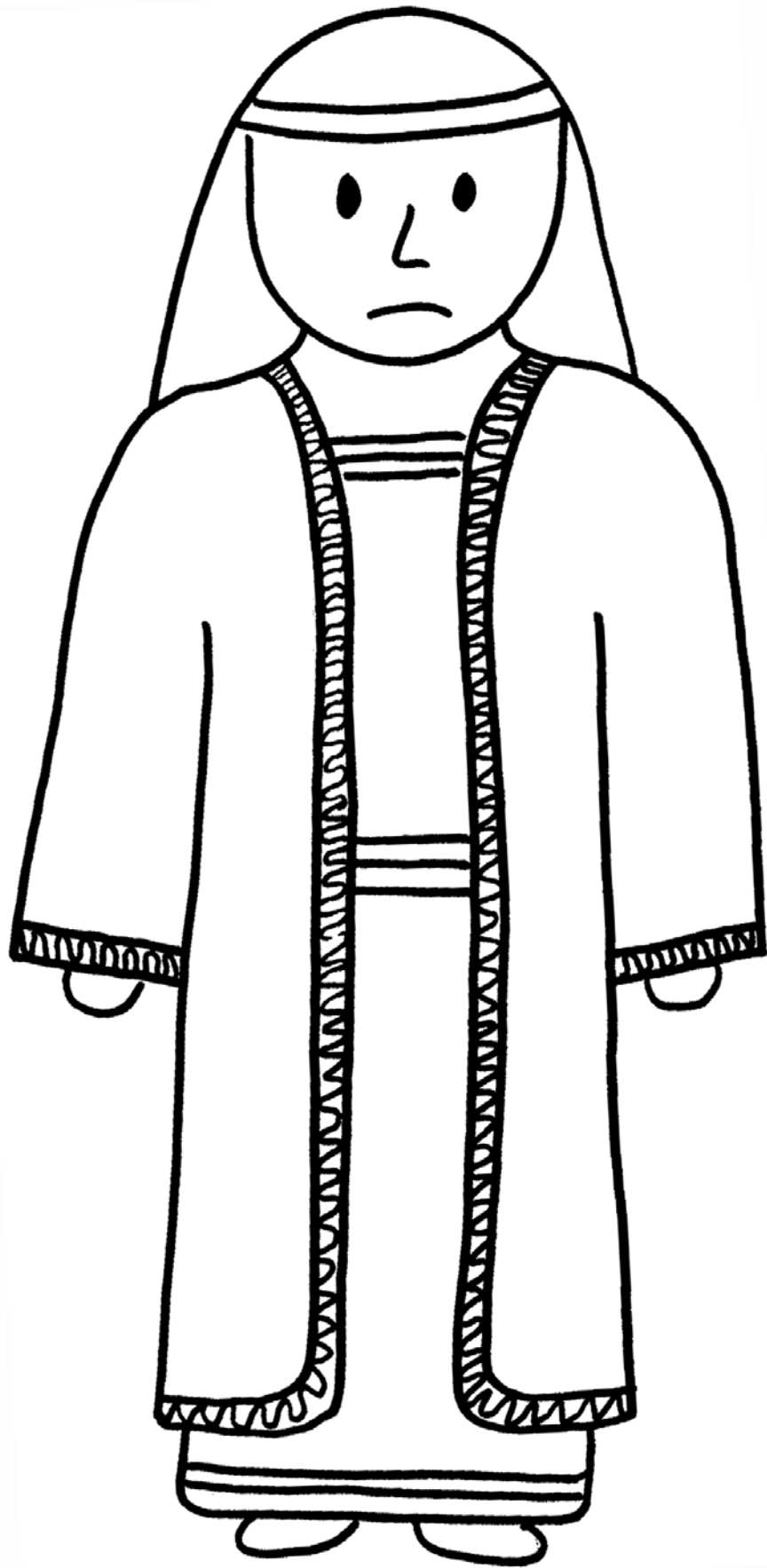
#### captions for activity #2


The rich young man wanted to live forever, but he didn't want Jesus to be his king, he didn't want to obey Jesus—he loved his money more than he wanted to be Jesus' friend. He said 'no' to Jesus. So he wasn't forgiven, he would be punished by God.

Matthew chapter 19 verses 16-22

Zacchaeus said 'yes' to Jesus. He was sorry for his sin, he wanted to obey Jesus and he changed. The wonderful thing is that as Jesus' friend, he was forgiven and given the gift of living forever with Jesus.

Luke chapter 19 verses 1-10


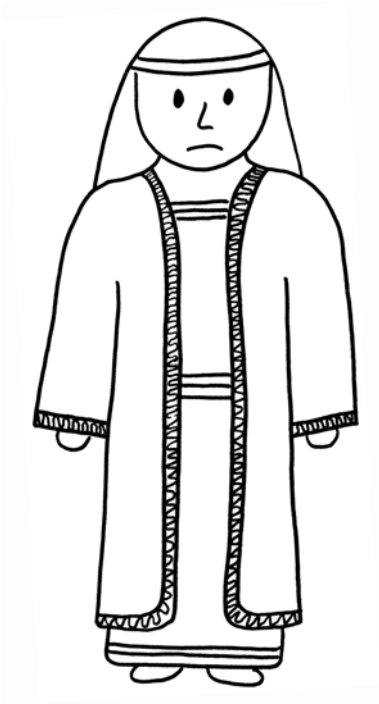




cards for 'Conclusion':

Zacchaeus said 'yes' to Jesus.

The rich young man  
said 'no' to Jesus.



Matthew chapter 19 verses 16-22  
The rich young man wanted to live forever, but he didn't want Jesus to be his king, he didn't want to obey Jesus—he loved his money more than he wanted to be Jesus' friend. He said 'no' to Jesus. So he wasn't forgiven, he would be punished by God.

tape flap here


Luke chapter 19 verses 1-10  
Zacchaeus said 'yes' to Jesus. He was sorry for his sin, he wanted to obey Jesus and he changed. The wonderful thing is that as Jesus' friend, he was forgiven and given the gift of living forever with Jesus.

tape flap here

Instead of riches in heaven, the rich young man wanted his riches on earth.

Zacchaeus had true riches in heaven and gave away half his things to poor people.


This is the rich young man keeping his things and his money.



The rich young man wanted to live forever, but he didn't want Jesus to be his king, he didn't want to obey Jesus—he loved his money more than he wanted to be Jesus' friend. He said 'no' to Jesus. So he wasn't forgiven, he would be punished by God.

Matthew chapter 19 verses 16-22

This is Zacchaeus giving half of his things to poor people.



Zacchaeus said 'yes' to Jesus. He was sorry for his sin, he wanted to obey Jesus and he changed. The wonderful thing is that as Jesus' friend, he was forgiven and given the gift of living forever with Jesus.

Luke chapter 19 verses 1-10