



Please note that these files are subject to copyright, and each Sunday School must own a copy of the *Teaching Little Ones: Learning about God* CD-ROM in order to use these files. Please do not forward these files or print a copy for anyone who is not a teacher in your Sunday School. You may, of course, print as many copies of the material as are required to teach children the lessons within your Sunday School. See the 'Copyright.pdf' file on the CD-ROM for more details.

An introduction to the *Learning about God* syllabus, including hints and tips for running lessons, can be found in the file 'Learning about God introduction.pdf' on the *Teaching Little Ones: Learning about God* CD-ROM.

A list of all activity materials, including photographs, can be found in the file 'Activity materials.pdf' on the *Teaching Little Ones: Learning about God* CD-ROM.

More information about teaching Sunday School to young children can be found in Stephanie Carmichael's book, *Their God is so BIG*, available from Matthias Media. For more details visit www.matthiasmedia.com.au.

Jesus stopped a storm

Bible reference... Luke 8:22-25

Lesson aim... To help the children understand that Jesus is God's son. Jesus was able to stop the wind and the waves because he is God's son. Jesus can do things that we can't do because he is God's son.

Main message... Jesus stopped the wind and the waves. Jesus could stop the wind and the waves by talking to them because he is God's son.

Story preparation... For the Introduction you will need some pictures showing different kinds of weather. For the Story see instructions on page 60. You will also need a copy of the Good News Bible.

Introduction...

Show pictures of different kinds of weather. For each picture, make a comment like, "What can you see in this picture? That's right, rain. When it is raining like it is here, I can't stop the rain, and you can't stop the rain. Only God can do that."

There is a lake in today's story—some children might not know what a lake is. Talk about what a lake is using their own experience (eg. a dam, sea, river etc).

Story...

[*Hold up class Bible*] "We've been learning all about God. We've been hearing what the Bible tells us about God. God tells us in his book, the Bible, that Jesus is God's son. When Jesus lived on earth, Jesus showed us lots of things about God and told us lots of things about God. Jesus, God's son, shows us what God, his Father, is like. We're going to hear a true story today that comes from God's book, the Bible. We're going to hear about something that Jesus did that helps us know that Jesus is God's son."

[*hold up card with wavy sea*] "One day, Jesus and his special friends, the disciples, were next to a lake. They got in a boat to go to the other side of the lake. [*move boat, rocking it from side to side*] Then there was a very bad storm—it was windy and the waves were very big. The waves were so big that they came into the boat! The boat could sink! Jesus' friends were afraid and Jesus was asleep, so they woke him up."

“Jesus told the wind and the waves to stop. Jesus said to the waves, ‘Quiet! Be still!’ [*lower flap down and behind card*] and the wind and the waves stopped. The wind and the waves were still. It wasn’t windy anymore and the waves weren’t big anymore.

“Jesus stopped the storm just by talking to it. Jesus’ friends then said, ‘What kind of man is this? Even the winds and the waves obey him!’ That means that the wind and the waves do what Jesus tells them to.”

Conclusion...

“What kind of man is Jesus? A very special man, because Jesus is God’s son. Jesus can stop the wind and the waves. In our story today, it was very windy and the waves were very big. Jesus stopped the wind and the waves just by talking to them. Jesus can do things that we can’t do because he is God’s son.”

Action rhyme...

The disciples
and Jesus
were in a boat.

And suddenly there was a storm.

The disciples were scared.

Jesus said ‘stop’.

And the wind
and the waves
were still.

Show 10 fingers (near enough to 12!!!)

Show 1 finger

Cup hands to make a boat

Move hands around as if it is windy

Put shaking fingers to mouth looking scared

Put hand up making a ‘stop’ sign

Move hands around as if it is windy

Make waves with hands

Both hands flat and still

Pray...

“Dear God, thank you that Jesus could stop the wind and the waves. Thank you that Jesus is your son. Amen.”

Activity suggestions...

1. *Calm/stormy picture*

Each child will need an A4 piece of blue cardboard. Before the lesson, the teacher needs to fold up the lower section of the cardboard and cut along the edge to make waves (see diagram on page 60). Then paste the caption (on page 58) on the underside of the fold-up sea. Also, the teacher needs to cut out a boat for each child from cardboard using the template on page 60 as a guide.

In the lesson, give each child the piece of cardboard. The children:

- make a fold-up rough sea by pasting a variety of blue wrapping paper scraps or cut up green and blue patty cases on the folded up wavy sea
- paste on cotton wool clouds
- colour the boat

Once completed, the teacher attaches the boat to the sea at X with a split pin (with the ends covered with tape for safety) so that the boat can rock side to side. Lift up flap for storm sea and lower flap for calm sea.

2. *Collage picture*











Prior to the lesson, the teacher prints page 61 for each child. In the lesson, the teacher puts glue on the sea section and offers the children a variety of small pieces of blue paper (eg. tissue paper, crepe paper, wrapping paper etc.) to paste on for the sea. The children also paste on cotton wool clouds. They can colour in the boat or paste coloured paper sails (which you will need to prepare) on top. Alternatively, page 61 can be given to the children to colour in without any pasting.

3. *Egg carton boat*

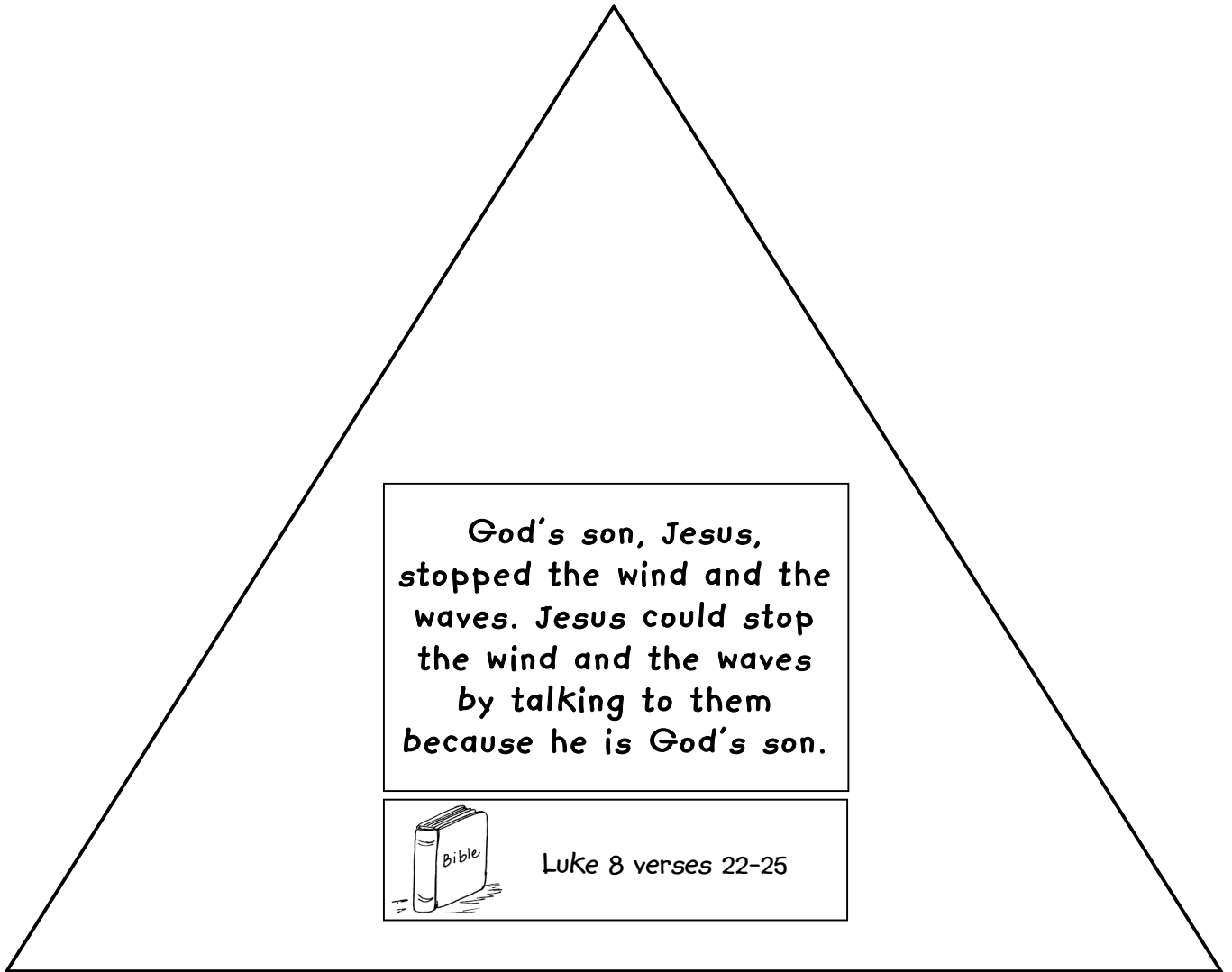

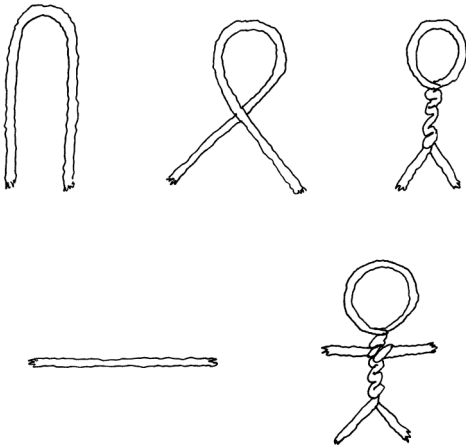
See illustration on page 59. Each child will need the base of an egg carton. In the lesson, the children make this into a boat. Decide before the lesson, which of the following suggestions the children will be doing and prepare accordingly. Here are the options for this activity:

- the teacher will need to assist in adding a straw for a mast (with the paper sail from page 59 taped onto the mast).
- no sail is added, just the caption from page 58 pasted on the side of the boat.
- the children make people from playdough to add to their boat.
- people from pipe cleaners are added to the boat (see instructions on page 59 for making pipe cleaner people). The teacher will need to make the pipe cleaner people before the lesson for the children to add to their boat.
- the children could put stickers on the outside of their boat to decorate it.

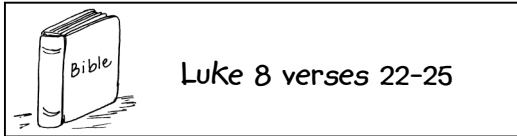
Caption for activities #1 and #3:

God's son, Jesus, stopped the wind and the waves. Jesus could stop the wind and the waves by talking to them because he is God's son.	 Bible	Luke 8 verses 22-25
God's son, Jesus, stopped the wind and the waves. Jesus could stop the wind and the waves by talking to them because he is God's son.	 Bible	Luke 8 verses 22-25
God's son, Jesus, stopped the wind and the waves. Jesus could stop the wind and the waves by talking to them because he is God's son.	 Bible	Luke 8 verses 22-25
God's son, Jesus, stopped the wind and the waves. Jesus could stop the wind and the waves by talking to them because he is God's son.	 Bible	Luke 8 verses 22-25
God's son, Jesus, stopped the wind and the waves. Jesus could stop the wind and the waves by talking to them because he is God's son.	 Bible	Luke 8 verses 22-25
God's son, Jesus, stopped the wind and the waves. Jesus could stop the wind and the waves by talking to them because he is God's son.	 Bible	Luke 8 verses 22-25
God's son, Jesus, stopped the wind and the waves. Jesus could stop the wind and the waves by talking to them because he is God's son.	 Bible	Luke 8 verses 22-25
God's son, Jesus, stopped the wind and the waves. Jesus could stop the wind and the waves by talking to them because he is God's son.	 Bible	Luke 8 verses 22-25
God's son, Jesus, stopped the wind and the waves. Jesus could stop the wind and the waves by talking to them because he is God's son.	 Bible	Luke 8 verses 22-25
God's son, Jesus, stopped the wind and the waves. Jesus could stop the wind and the waves by talking to them because he is God's son.	 Bible	Luke 8 verses 22-25

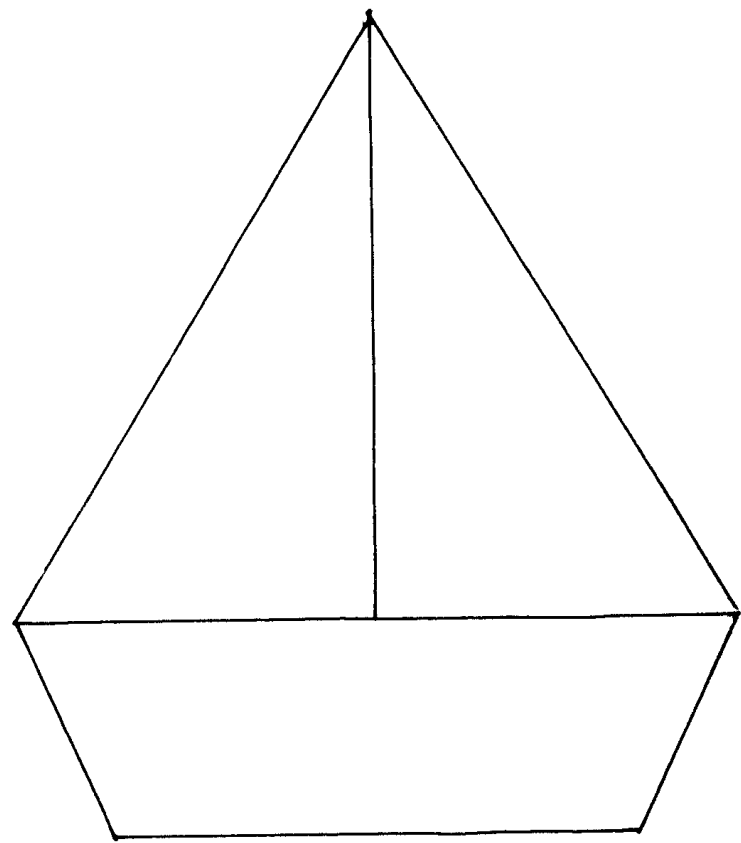
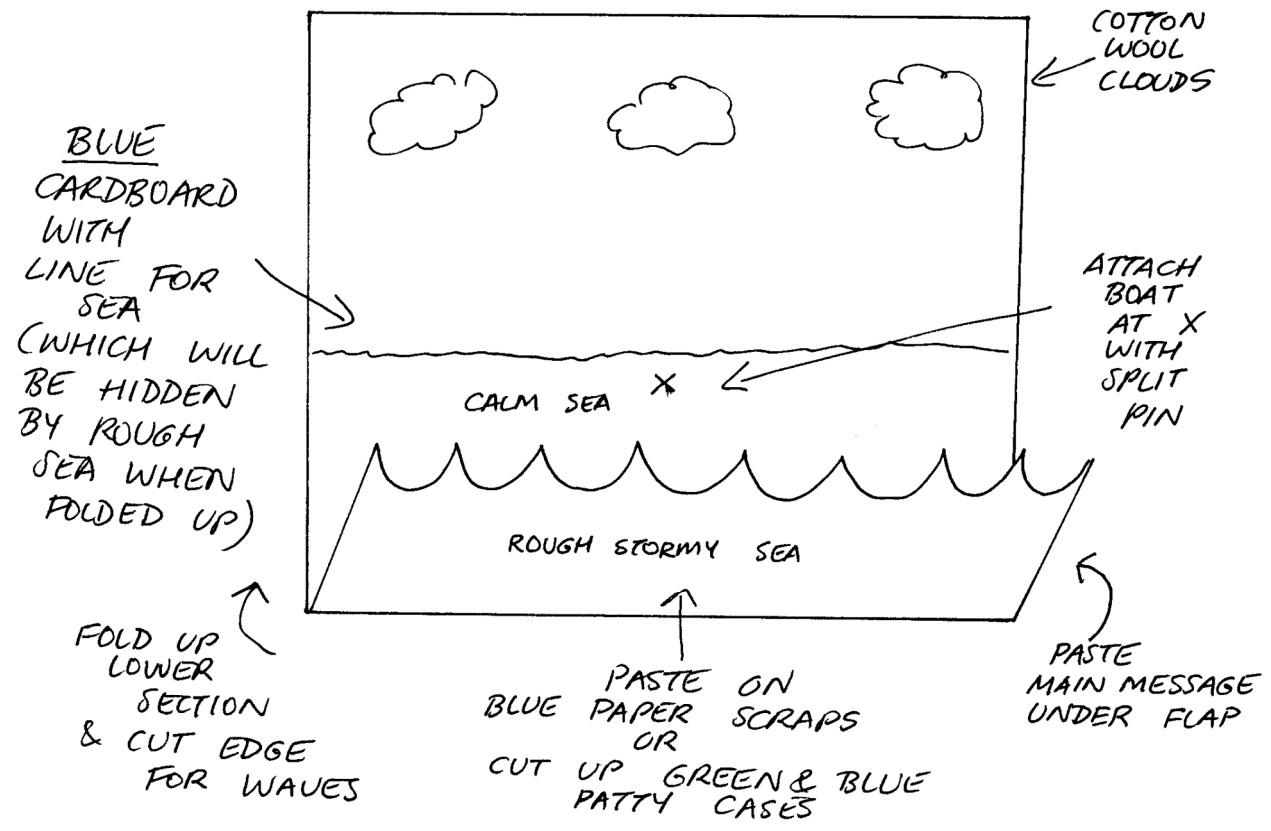
For activity #3:



**God's son, Jesus,
stopped the wind and the
waves. Jesus could stop
the wind and the waves
by talking to them
because he is God's son.**



Instructions for visual aid and activity #1:



God's son, Jesus, stopped the wind and the waves. Jesus could stop the wind and the waves by talking to them because he is God's son.



Luke 8 verses 22-25

